



# SUNSHINE COAST CHAPTER AUSTRALIA HARLEY OWNERS GROUP INC

## INFORMATION KIT

ISSUE 31  
Issued 07/2018  
(Supersedes all previous Issues)

This Information Kit is a general guide only  
To Sunshine Coast Chapter Australia - Harley Owners Group Inc.

If in doubt on any point please contact the committee for assistance.

**The Sunshine Coast Chapter Australia  
Harley Owners Group Incorporated  
Extends YOU an  
INVITATION  
To join us for a ‘try before you buy’  
experience with the Sunshine Coast  
H.O.G.**

The Harley Owners Group now has over 1.1 million members worldwide and we all have one thing in common; we love to ride our Harleys.

Belonging to our ‘family’ opens up a whole new world of benefits on and off the road with both social and riding enjoyment.

The Sunshine Coast membership of around 260 includes about 100 ‘Ladies of Harley’ who ride their own bikes or travel as pillion passengers and also attend special events for ladies. You will be made welcome at one of our monthly Chapter rides and at our regular meeting.

**The committee members below are happy to help you with any inquiries**

<b>Director:</b>	<b>Pam</b>	<b>0407 260 636</b>	<b><a href="mailto:director@sunshinecoasthog.com.au">director@sunshinecoasthog.com.au</a></b>
<b>Assistant Director:</b>	<b>Jorgo</b>	<b>0439 321 821</b>	<b><a href="mailto:assistantdirector@sunshinecoasthog.com.au">assistantdirector@sunshinecoasthog.com.au</a></b>
<b>Secretary:</b>	<b>Shirley-Ann</b>	<b>0401 044 098</b>	<b><a href="mailto:secretary@sunshinecoasthog.com.au">secretary@sunshinecoasthog.com.au</a></b>
<b>Membership Officer:</b>	<b>Sue</b>	<b>0412 102 349</b>	<b><a href="mailto:membershipofficer@sunshinecoasthog.com.au">membershipofficer@sunshinecoasthog.com.au</a></b>
<b>Ladies of Harley Officer:</b>	<b>Cheryl</b>	<b>0418 749 769</b>	<b><a href="mailto:lohofficer@sunshinecoasthog.com.au">lohofficer@sunshinecoasthog.com.au</a></b>

## *INDEX*

<i>WELCOME TO H.O.G</i> .....	<i>I</i>
<i>SUNSHINE COAST CHAPTER</i> .....	<i>II</i>
<i>MEMBERSHIP</i> .....	<i>III</i>
<i>RIDING GUIDELINES</i> .....	<i>V</i>
<i>APPLICATION FORM</i>	

## **WELCOME TO** *the...Harley Owners Group...*

We invite you to become part of one of motorcycling's most exciting organisations – the Sunshine Coast Chapter Australia – **Harley Owners Group Inc.**

From the very beginning, there's been something about Harley-Davidson motorcycles that brings people together. It's a bond that is hard to explain, but is as easy to recognise as two riders giving a wave as they pass on a stretch of road.

The Harley Owners Group was created to help people who share that bond get the most out of the experience of owning and riding a Harley-Davidson or Buell Motorcycle. H.O.G. is an international organisation founded and sponsored by Harley-Davidson Inc

H.O.G. started in 1983 and has over 1,100,000 members worldwide and approximately 1,400 Chapters.

## ***II      SUNSHINE COAST CHAPTER***

The Sunshine Coast Chapter of H.O.G. was formed in 2003 to bring riders and their associates together for the common interest of motorcycling activities and riding Harleys and Buells.

We welcome individuals and families.  
We're about Riding, Socialising and Enjoying it!

Membership outline, activities and benefits

### **Chapter Membership**

Provisional Membership is available initially – it's free!  
Chapter Membership is the ongoing category for all members.

.....//////////.....

#### **Try before you buy!**

As a **Provisional Member**, you are invited to attend main monthly rides and monthly meetings.

This is to ensure that you want to be part of Sunshine Coast H.O.G. After all, Chapter membership does come at a price.

An application for membership may be lodged after completing two Main Rides and attending one Meeting.

There is a maximum attendance at three main monthly rides and meetings after which you must apply for Membership to continue to attend Chapter events.

Provisional membership may only be awarded once in a twelve month period.

.....//////////.....

Members may invite a friend or another Harley or Buell owner on a ride or to a meeting. Members are responsible for the behaviour and actions of their guest. (Harleys and Buells only on Chapter rides).

Each guest must be introduced to the Membership Officer, Head Road Captain and Safety Officer prior to the ride or to the Membership Officer or LOH Officer before the meeting. Each guest is limited to attending three rides and three meetings in any twelve month period. Often guests choose to apply for membership.

.....//////////.....

### **Rides**

There is a set ride on the 3<sup>rd</sup> Sunday of each month – the “Main Ride”.

Annual “Give me 5 for Kids” Charity Ride.

State and National Rallies – 3 or so a year.

Plus other organised events such as “Overnighters” + Breakfast – Dinner – Poker Rides – Weekend Trips – Rider Training – and more. Usually one of these events or something similar happens each month with a couple of months’ notice.

### **Social (Not necessarily riding events)**

Ladies of Harley Morning Tea/Brunch Monthly

Dealership Sausage Sizzle Monthly

Family Day

Christmas Party

Shopping Trip

Movie Night

River Cruise

And more

## **Finances**

The Chapter is sponsored by Sunshine Coast Harley-Davidson and other funding comes from ride register fees, membership fees, raffles and paid advertisements in the Newsletter. Also from time to time by hosting Bunnings BBQ's and providing the Ironman Association with their Official's 'Motos' for their cycling events.

The Chapter owns a twelve-seater minibus back-up vehicle and Sunshine Coast Harley Davidson generously provides a back-up trailer for main monthly rides.

Surplus funds are used to subsidise members' activities.

## **Meetings**

There is a monthly members' meeting held at the Maroochy River Golf Club, 374 David Low Way, Bli Bli. Events and items of interest are advised and members' views invited. This (mostly social) meeting is currently held on the Wednesday prior to the Main Ride and commences at 7pm.

Pre-meeting quality meals are available to our members and their guests. You are most welcome to share a little fellowship with members before and after the meeting which is usually over in an hour.

The Chapter's Working Committee resolves most routine issues at their monthly meeting.

## **Newsletter**

The Chapter's Magazine is a top quality production full of interesting bike-oriented news. It's distributed at the Main Ride and Chapter meeting and at the Dealership. A colour version is on the Chapter website.

## **H.O.G. Products**

For members there is a great range of H.O.G. Chapter specific Regalia, T-Shirts, Pins, Patches and Novelties available.

Order or buy from stock via the Quartermaster.

## **NB:**

- The policy of H.O.G. is that products are for use of H.O.G. Members only.


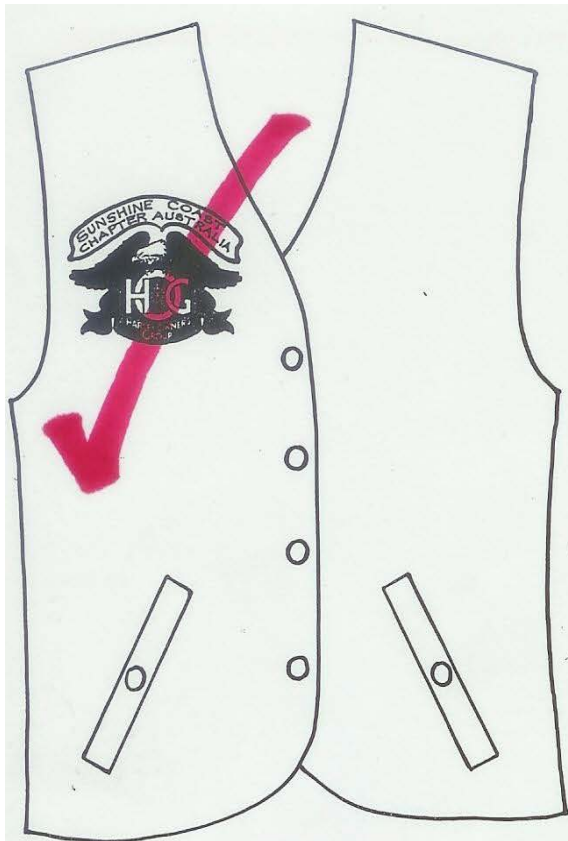
## **Clothing**

Standard of dress for members is left to the individual.

The Chapter does however have a *Chapter shirt* in Chapter colours of Yellow and Black adorned with the H.O.G. and our Chapter logos. It is available in Mens and Ladies fit and in dress shirt and polo styles. Most members prefer to wear this on Chapter rides and to meetings.

In respect to those organisations whose members earn their Patches rather than purchase them, the H.O.G. or any other club Logo (Patch) is not to be worn on the rear of clothing. Neither these nor 1% Logos are to be worn by Sunshine Coast Chapter H.O.G. Members or attendees at our rides or events.

::::::::::///////////////::::::::::





## Membership Benefits

1. Insurance -  
Discounted Insurance Rates with QBE are available for members of H.O.G.  
Rates of premium and policy conditions are important real benefits to  
H.O.G Members.
2. See Headings: Rides – Social – Magazine – H.O.G. Products.
3. Camaraderie – friendship – THIS is the big one.

.....

It's a bit like trying to explain the Harley Mystique – You know –  
“If I have to explain you won't understand”.

We all get together because of our bikes – initially.

For so many it then becomes that the friendships we form in H.O.G. become  
friendships “around” the bikes – not because of them -  
“If I have to explain you won't understand”.

::::::::::///////////////::::::::::

## Rides – Finer Detail

The **Main Ride** is held on the third Sunday of each month, meeting at 7.45am at  
Compass Connections Café, 950 Nambour Connection Rd, Nambour. Coffee and  
breakfast is available for that early morning “fire up” from 7.00am.

Individual members (called a “Ride Captain” on the day of the ride) set these rides.  
The Ride Captain volunteers to set a ride, under the guidance of the Head Road  
Captain. These Rides can take weeks to organise and give a lot of satisfaction to the  
Ride Captain and a great day's riding and socialising for members. The Rides  
include a variety of roads travelled, sights seen and a great lunch stop. A \$2 ride  
register fee per person goes toward offsetting Chapter costs plus \$1 per bike as a fuel  
levy for the backup vehicle.

Other **Day Rides** include poker runs, picnics, breakfasts, dinners etc. They are  
organised with the rider in mind and provide a great day of riding and fellowship.  
Trophies, lucky prizes and the like are often a part of the benefits.

**Weekend Trips (and longer)** for H.O.G. Members, as well as group attendance at  
various other rallies and functions are pre-planned including accommodation and  
fuel/rest stops along the way as well as occasionally pre-arranged meal venues.

### **Social – Finer detail**

The Ladies of Harley Morning Tea is on the first Saturday monthly commencing around 9am at varying locations. Contact the Ladies of Harley officer, Jodie, on 0412 324 890 for more details.

### **Males are welcomed at this social morning.**

The Dealership Brekky Sausage Sizzle is on the last Saturday of each month from 9am at Sunshine Coast Harley-Davidson, 490 Maroochydore Road, Kunda Park. Members and public are welcome.

The Christmas Party is usually organised by one or two volunteer members. One regular feature is a voluntary “Gift Tree” where members may choose to leave wrapped presents to be given to underprivileged children via a local charity.

Shopping Trips/Movie Nights/River Cruises are popular and give a great opportunity for socialising.

If you have any ideas for an event, feel free to contact the Activities Officer or Ladies of Harley Officer as appropriate.

::::::::::///////////////::::::::::

## **III**                      **MEMBERSHIP**

### **Joining Procedure -**

#### **1. H.O.G. (International) Membership is a pre-requisite**

Join online as a General, Associate or Life member at [www.hog.com](http://www.hog.com) or telephone the H.O.G. office on 1800 464 258 – free call.

(If you have purchased a new Harley-Davidson - your first year of Membership for H.O.G. International is free and processed automatically).

Members receive H.O.G. Items:

Membership Card, Emblem (Patch), Pin, subscription to the excellent colour magazine “HOG”, access to the many H.O.G. programs (e.g. The ABCs of Touring mileage awards, Fly & Ride hiring, etc ), and the right to join a local Chapter (e.g., Sunshine Coast H.O.G.!!)

#### **2. HOG International Associate Membership is a pre-requisite**

A relative or friend – male or female may be included when joining H.O.G. International - as an Associate Member. The annual cost is ½ the Full Membership fee, and Members receive Membership Card, Emblem (Patch), Pin and access to H.O.G. programmes and the right to join a local Chapter (e.g., Sunshine Coast H.O.G.!!)

#### **3. Sunshine Coast Chapter of H.O.G.**

As a benefit of being a H.O.G.® (International) member, (Full, Associate or Life) a H.O.G.® member may join any Chapter. An expired membership in H.O.G.® automatically terminates local Chapter membership.

After completion of two Chapter Rides & one Meeting Attendance the Application Form with supporting documentation may be:

- a) mailed to Membership Officer Sunshine Coast HOG PO Box 6002 Maroochydore BC 4558; Or
  - b) handed to the Membership Officer personally; or
  - c) Handed to reception at Sunshine Coast Harley Davidson.
-

## 5. Ladies of Harley (LOH)

On joining H.O.G. International, as either a Full or Associate Member, ladies may also elect to join Ladies of Harley. There is no extra charge for this and LOH members receive the Ladies of Harley Patch and Pin.

In addition, our Chapter has a "Ladies of Harley" Officer whose duties include welcoming ladies to the Chapter and arranging social events and outings for members with emphasis on the ladies.

::::::::::///////////////::::::::::

## ***IV***                    **RIDING GUIDELINES**

### **1.            On Ride Day**

#### **A            General**

- Be on time (7:45 – 8:00 am)
- Have your bike fuelled up and ready to ride.
- From 8:00 to 8:15 am Safety Briefing and outline of the day.

#### **On the ride:**

- The ride is lead by the Ride Captain (different person every ride) who wears the red ride captain's arm band on their right arm.
- **Never** pass the Ride Captain
- Ride in staggered formation, not side by side. You must be able to see the rider's face, which is diagonally in front of you, in his/her rear view mirror. This helps to create a safe stopping distance between you and the riders directly in front of you and ensures that you are visible to them.
- If you find there is no one diagonally in front of you, when safe to do so, **wave the rider behind forward to fill the gap**. DO NOT move diagonally to fill the gap as this can create a "zigzag" effect through the pack.
- On a winding or narrow road ride single file only to ensure safe distance for braking and cornering.
- If you need assistance stay with your bike in clear view. Signal Tail End Charlie (TEC)/Back up vehicle to stop.
- If you're corner marking, stay in your place until the main TEC in the orange vest waves you on. The assistant TEC wears a green/yellow vest.
- If you like to ride at a slower pace and riders build up behind you and those in front of you are well ahead, when opportunity allows, indicate, move to the left and wave riders past.

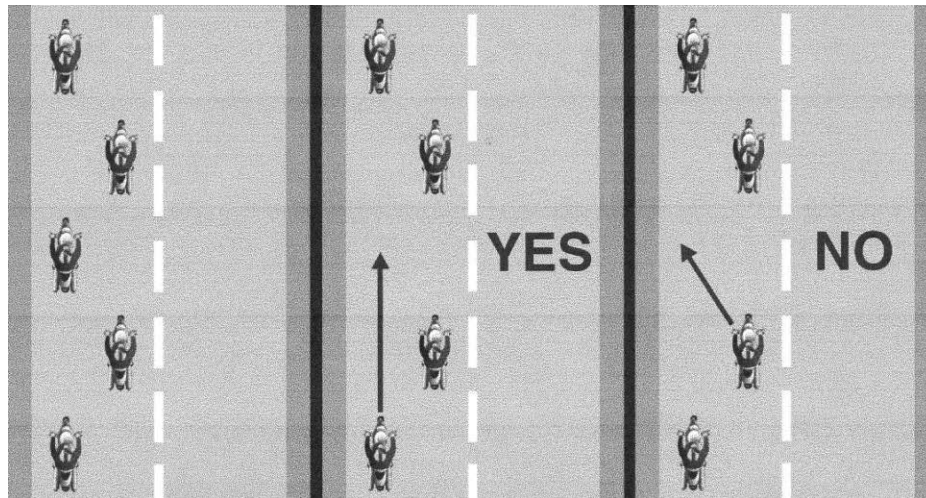
**Remember that you are riding with friends –**

**Do not ride in a way that may spoil the day for them or yourself:**

*If you like to ride "on the edge" there are plenty of other days to do this*

**HAVE A GREAT DAY AND RIDE SAFELY!**

## RIDING IN STAGGERED FORMATION



**Figure 1**

Shows how to ride in staggered formation.

The gap between yourself and the rider in front of you should be great enough that you can see their face in their mirror.

E.g. rider 1 and rider 2.

As your speed increases so should the gap. You travel a lot further in 2 seconds doing 100kph than when you are doing 50kph. If it is wet/raining that gap should also be extended.

**Figure 2**

Shows what to do if there is a gap in front of you.  
E.g. rider 4

Rider 4 waits until rider 3 waves them forward. They then move up to fill the gap.

The riders behind you should follow suit.

The same method applies when the gap is in the right hand side.

Do not switch your position from left to right or right to left in the lane.  
(see Fig 3)

**Figure 3**

Shows what NOT TO DO.

If there is a gap in front of you do not switch your position in the lane.

Hold your position and wave the rider behind forward to fill the gap.

Follow these simple instructions and we will all arrive safely at our destination.

**If you are in any doubt about this please speak to the Head Road Captain or Safety Officer at any Chapter ride or meeting.**

## **B      Corner Marking**

*The reason for corner markers is to ensure the group stays on the ride route, and has plenty of warning of any deviation or clarification of the road being ridden.*

*Leaving the corner before being signalled to do so will cause riders to be lost.*

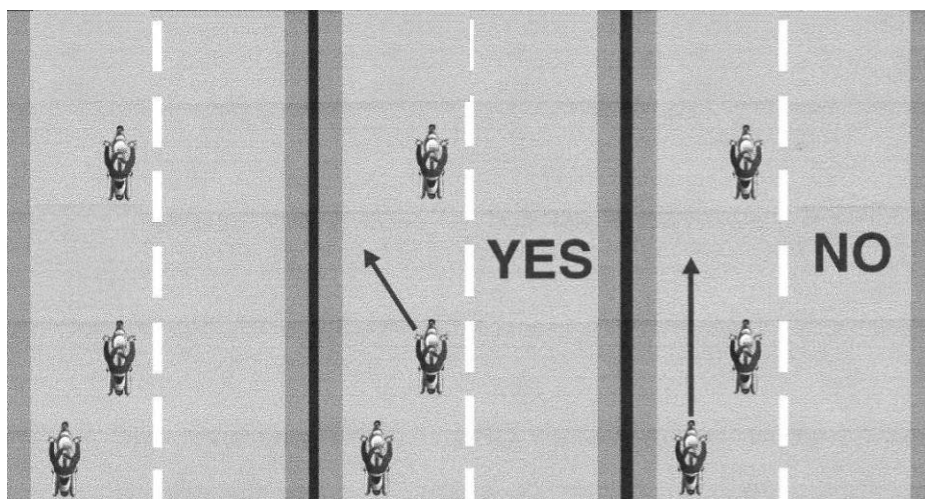
*Don't be the one to spoil the day for others.*

-----

- The next corner marker will be the rider following the Ride Captain.
- This rider will leave twice the normal ride spacing between him/her and the Ride Captain to allow for safe stopping at the indicated position.
- The rider second back from Ride Captain will also leave twice the normal spacing.
- The rider behind Ride Captain to be alert for Ride Captain's signal and to stop where indicated.
- Once a corner marker has been placed, the next rider behind the Ride Captain should, in need, move to the left to take station ready for the next corner
- The corner marking position selected must be easily accessible, safe from other traffic, and easily seen well before deviation is required.
- Once the corner marker is safely positioned they will indicate the direction of the ride by pointing, and using the appropriate turn signal.
- The corner marker will not usually remove helmet or other riding gear. He/she must be ready to move on immediately signalled to do so by the TEC in the orange vest. The TECs will not stop. **Do Not** move on until told to by the TEC in the orange vest. (except as below).
- In the case of a major delay, the TEC in the green/yellow vest will stop and inform of delay and advise corner markers to move on.
- Corner Markers will then join at the rear of the main group.

**Riders who are new to the Chapter  
should start each section of the ride  
towards the back of the pack  
to avoid being corner markers.**

## PROCEDURE FOR RIDERS IMMEDIATELY BEHIND THE RIDE CAPTAIN



**Figure 1**

Shows the Ride Captain followed by the next two riders in the group.

In this instance the rider who was behind and to the left of the Ride Captain has already been dropped off as a corner marker.

**Figure 2**

The first rider immediately behind the Ride Captain now moves forward and to the left in preparation for when the Ride Captain indicates the next corner position to be marked.

**Figure 3**

The second rider **SHOULD NOT** move forward into the space left by the previous corner marker but instead maintain their place in the group.

**If you are in any doubt about this please speak to the Head Road Captain or Safety Officer at any Chapter ride or meeting.**





The Secretary  
Sunshine Coast Chapter Australia  
Harley Owners Group  
PO Box 6002  
MAROOCHYDORE QLD 4558

**THIS IS A RELEASE- PLEASE READ CAREFULLY BEFORE SIGNING**

CHAPTER MEMBERS DIRECTORY

Dear Sir/Madam

I hereby request and authorise you to publish my name and contact details, I acknowledge that this publication will be made available to all Sunshine Coast Chapter Members. I further acknowledge that although the Chapter Committee will restrict the issue of the Directory to these Members, the Chapter Committee cannot be held responsible should the information be made available to persons outside the Chapter by any recipient of the Directory.

Name..... (mem. no).....

Contact Number(s).....

Email.....

Signature.....Date.....

Witness...../.....  
(signature) (printed name & membership. no.)